

Data Sheet Green Harbor River Study

Left 12:45 PM

Date 8/15/03 Time 9:50 (AM) PM Tide 2:08 AM low

Height of water above sea level -2.5' at lowest tide in river today

Location of testing In front of dike (center) .3 m. W from
last channel

Air temperature 80° F Water temperature (surface) by dike 75° F

Water temperature (1 meter deep) by dike 70° F

Specific gravity ((20 degrees C) 1.004 Salinity by chart 5.55 ppt
" " (1 m. deep) 1.014 " " " 19.43 ppt

pH (surface) 7.0
pH 7.2 depth 1 m.

Nitrate Didn't do Nitrite _____

Dissolved oxygen 3.2 LOW

Secchi disk 2 m. POOR

General observations: Water clarity Extremely turbid
Odor none Water color appears Brown/red almost opaque
Sediment sample black silt (mud) to North side of
dike out from phragmites. Amphipods in mud.
Sunk about a foot with each step.

Biological data:

Plankton sample (see other pages) Devoid of copepods, 6 tiny fish
(mummichogs/killifish), 241 barnacle nauplii?, 1 worm, 1 rotifer

Birds 12 Cormorant, 1 heron (small), 1 seagull

Invertebrates 6 grass shrimp, 1 dead shrimp (or lobster) in rainrow
trap, 8 amphipods

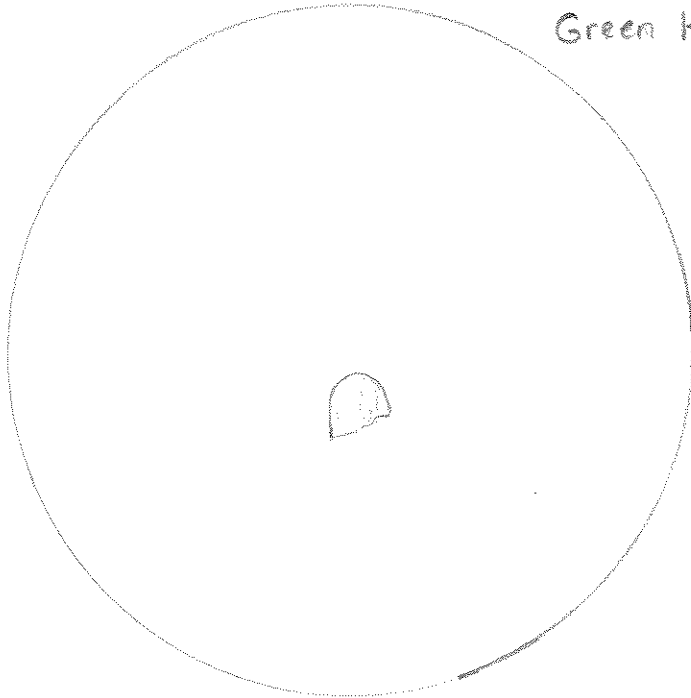
Fish 2 ^{inland} silversides, 142 banded killifish, mummichogs

Schools of mummichog visible - Used dip net only

Comments:

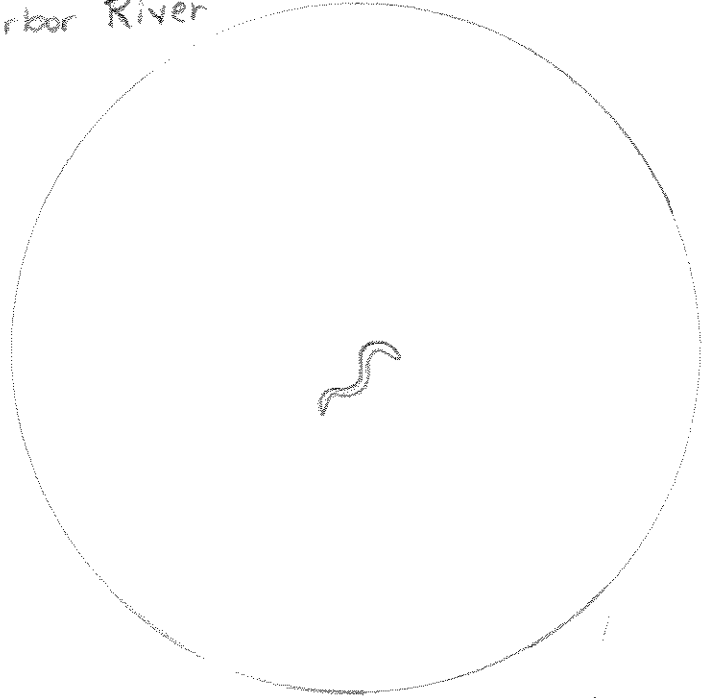
Water (tide) going out on arrival at 9:50
could hear tide coming in 10:10 - 10:30
at 10:40 quiet

8/15/03
Green Harbor River



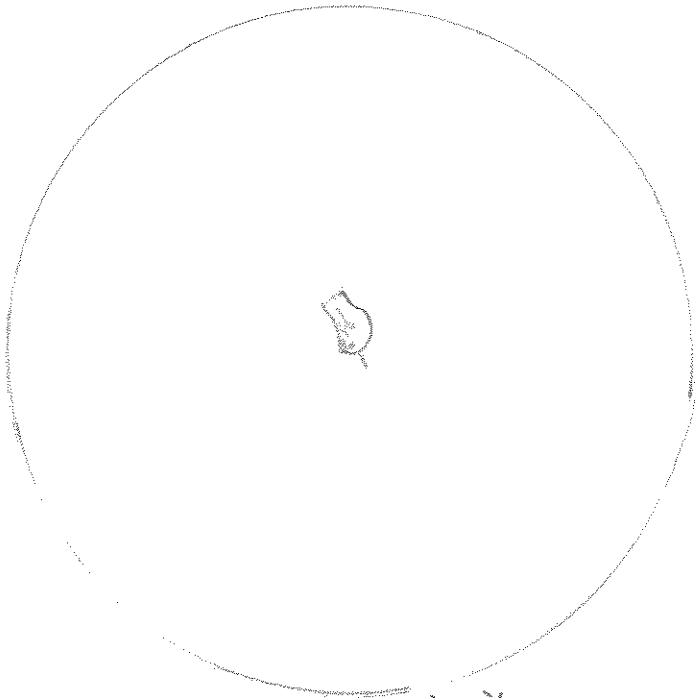
Actual size

This may be a separated part of unidentified Specimen #1 as today's sample seem to have larger sacs attached.



100x Nematode

Transparent worm
Anterior end thrashes side to side constantly; curls in and out of brown algae
Incredibly fast motion.



Rotifer 40x


Brownish/red in parts
Transparent
short tail
Vase shaped
Same color as brown algae in sample



Barnacle molt 40x

24/ found in this 8/15 plankton sample

8/15/03



Inland silverside

Menidia beryllina

Large eyes

Long, thin

Silvery sides

Line (horizontal) visible intestine

Large pectoral fins extend slightly above
main body

Fr. + Rear dorsal and anal fin are fairly well-
matched

First dorsal fin is tiny